



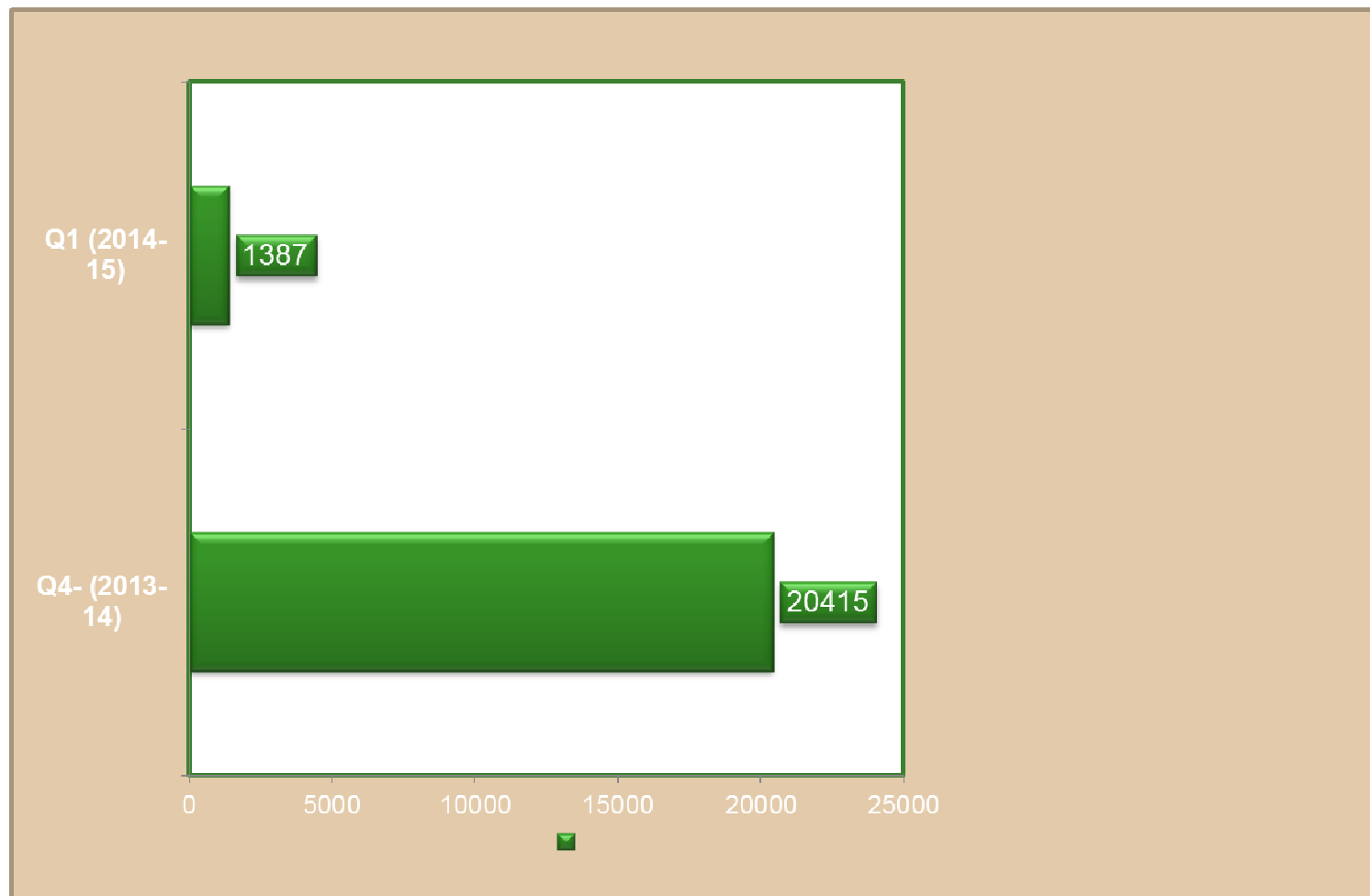
Zululand District AIDS Council Q1(April-June 2014) Report to Provincial Council on AIDS

*Presented by;
Speaker OV Mbuyisa
on behalf of
Chairperson of
Zululand District AIDS Council
17 September 2014*

Introduction

- This is summary outline of what has been happening in Zululand District during Q1 of 2014/15 through multi-sectoral response to HIV & AIDS, STIs, TB and other social ills.
- It is a collective report compiled from deliverables of all sectors who are part of District AIDS Council.
- It mainly focuses on the co-ordination of programmes within the Zululand District in responding to basic social challenges, primarily HIV & AIDS, STIs, TB and strengthening of OSS and its initiatives.
- It also depicts graphical interpretation on targets preliminary actuals.

OVC registered and receiving care



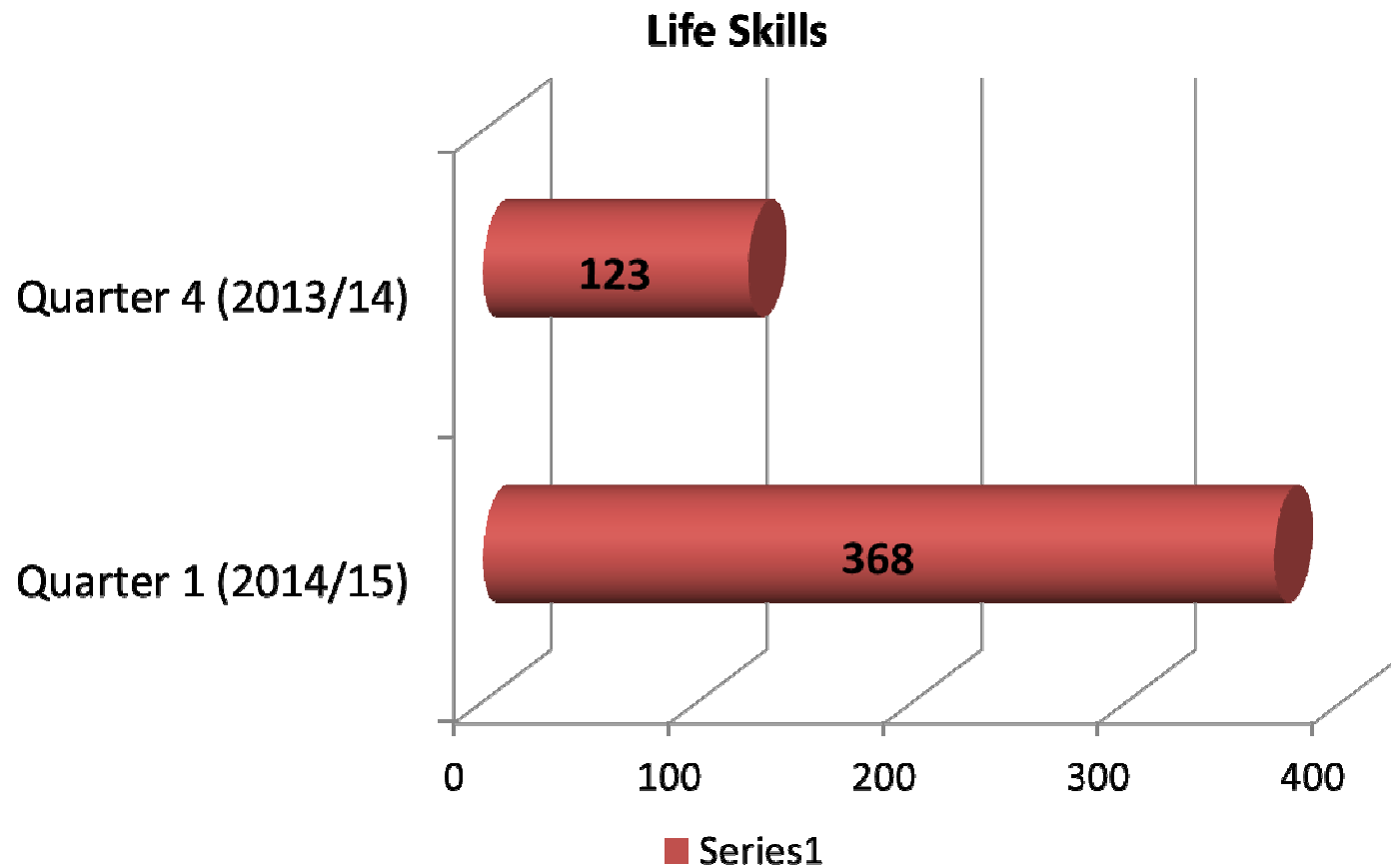
Slide 3

- BO1** the numbers reached are fairly commendable, as can be seen by the rising figures especially for age group 25-49, please explain why for age group 15-24, this seems to have gone down
BEN OSINDO, 2014/07/03
- BO2** in the comments section we need to see leadership statements that will contribute to increasing the numbers of people reached.
BEN OSINDO, 2014/07/03

OVCs Narrative

- Baseline information for 2013/2014 financial year Q1 – 2800, Q2 – 2617, Q3- 2559 and Q4- 2414.
- Number of registered of OVCs in 2014/2015 first quarter is 1387.
- The figures indicate decrease in all quarters and its evident that more OVCs are being assisted with relevant social grants.

Number of Learners Pregnant



Slide 5

BO5

what will be done to reduce this?

BEN OSINDO, 2014/07/03

BO21

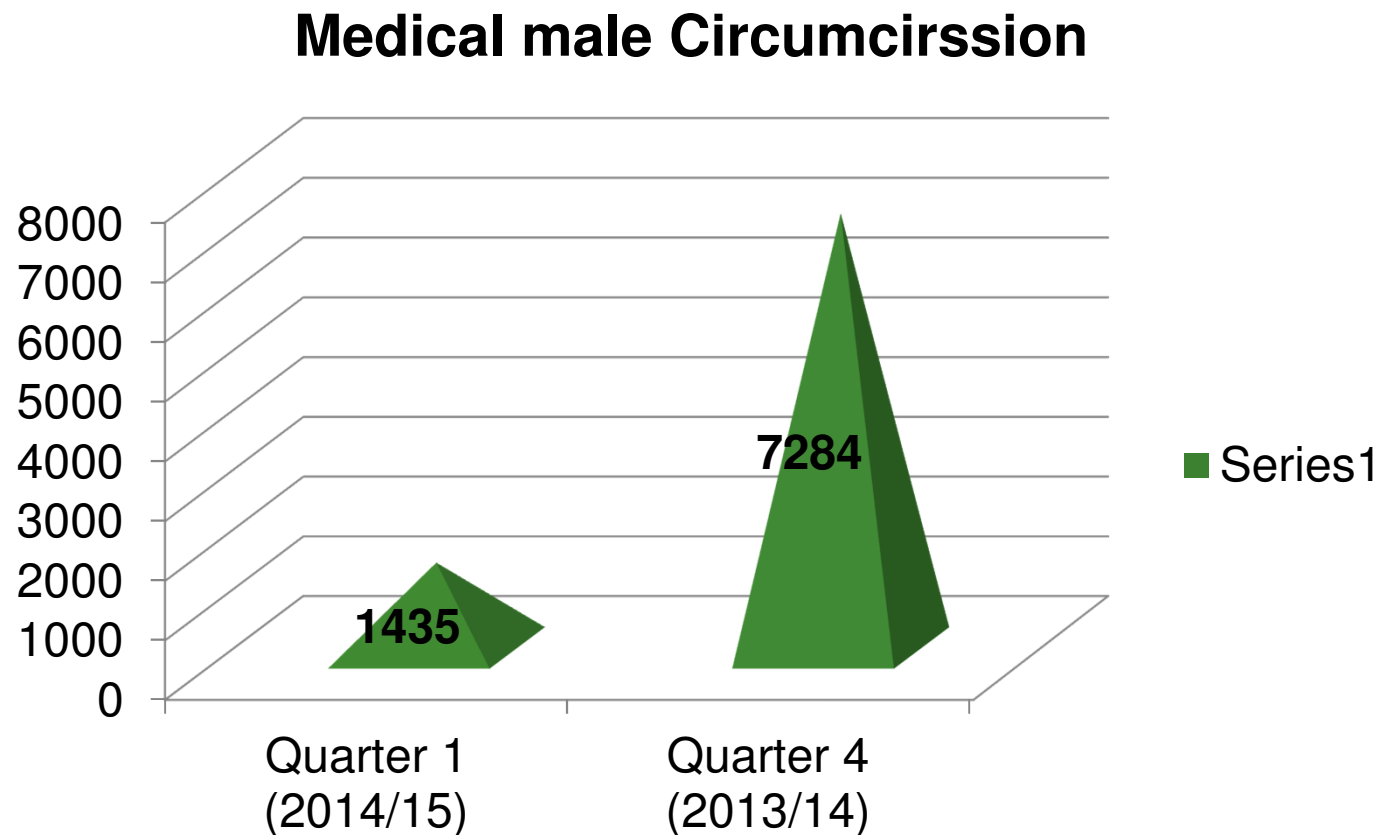
explain the status of SGB dialogues? it appears you have not solved the challenges of data submission especially from the Phongola circuit..

BEN OSINDO, 2014/07/03

Narrative for Learner Pregnancy

- Data collection circle for DoE is not really aligned to financial circle but to school calendar
- Figures for Q4 refers to October to December and Q1 is January to March
- From Q4 compared to Q1, there is an alarming increase on learner pregnancy
- District has intensified health education done by partners and extended School Health Teams to all District Schools.

MEDICAL MALE CIRCUMCISION



Slide 7

BO12

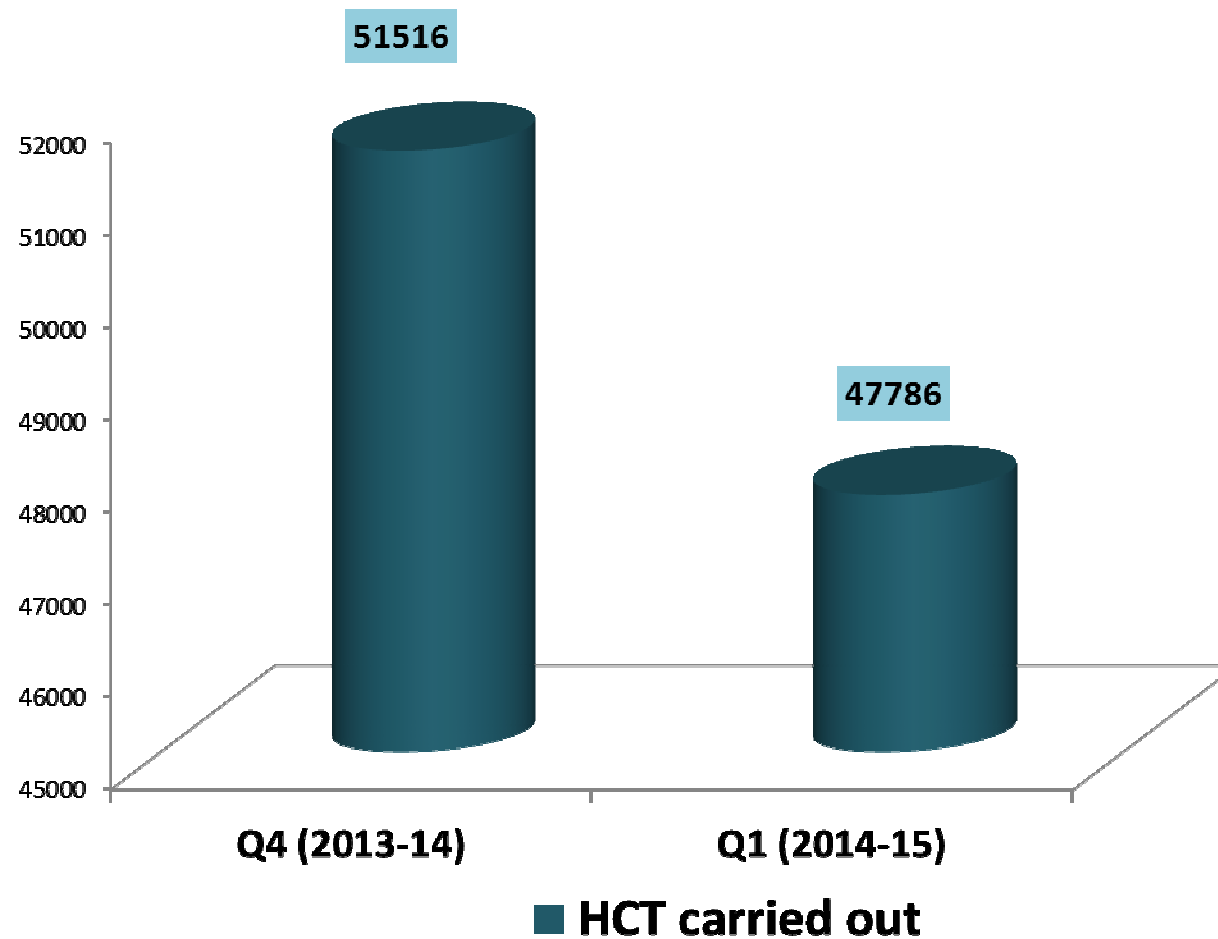
revisit the total, but good that the trend has been increasing, thsi is an achievement that i think you should highlight in your comments and then state the way forward... ..

BEN OSINDO, 2014/07/03

Narrative for MMC

- The first quarter output is below the target.
- High volume MMC site has been under performing because of poor uptake by the target population especially adult male and youth out of school.
- Social mobilization strategies have been intensified and the preliminary output for quarter 2 show much improvement.
- Shortage of vehicles to transport clients is a huge challenge.
- The district is failing to recruit Doctors for Roving MMC teams.
- District have revived engagement of Amakhosi towards mobilization and recently had a workshop with Traditional Leadership in August 2014 as part of intervention.

HCT & TB SCREENING



Slide 9

BO13

what was your target? also i see an increasing trend which is a good achievement, what led to this? what is the way forward?

BEN OSINDO, 2014/07/03

BO14

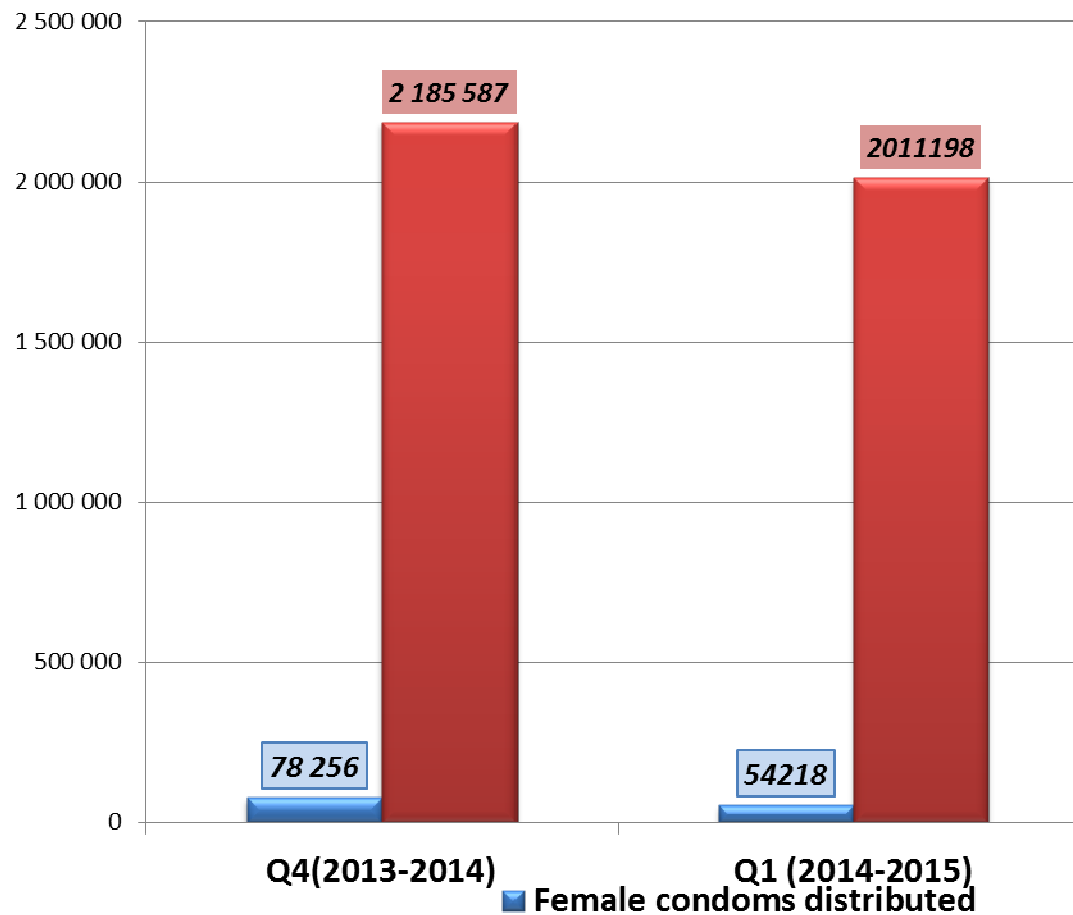
good, we will have to introduce this for the rest of the districts....

BEN OSINDO, 2014/07/03

Narrative for HCT

- The trend depicts a decline in testing.
- The nurse clinical work load and sluggish roll-out of trainings on provider initiated counselling and testing are to be blamed in part.
- A moratorium on replacement and the proposed phasing out of lay counselors limits manpower capacity to do more HIV testing.
- Strategies are in place to step community based testing linked to MMC and OSS events.
- The priority is now to train more nurses on HIV counselling to compensate for the proposed phase out of lay counsellors.

Condom Distribution and STIs



Slide 11

BO15

i can see what you attempting to state here....

BEN OSINDO, 2014/07/03

BO23

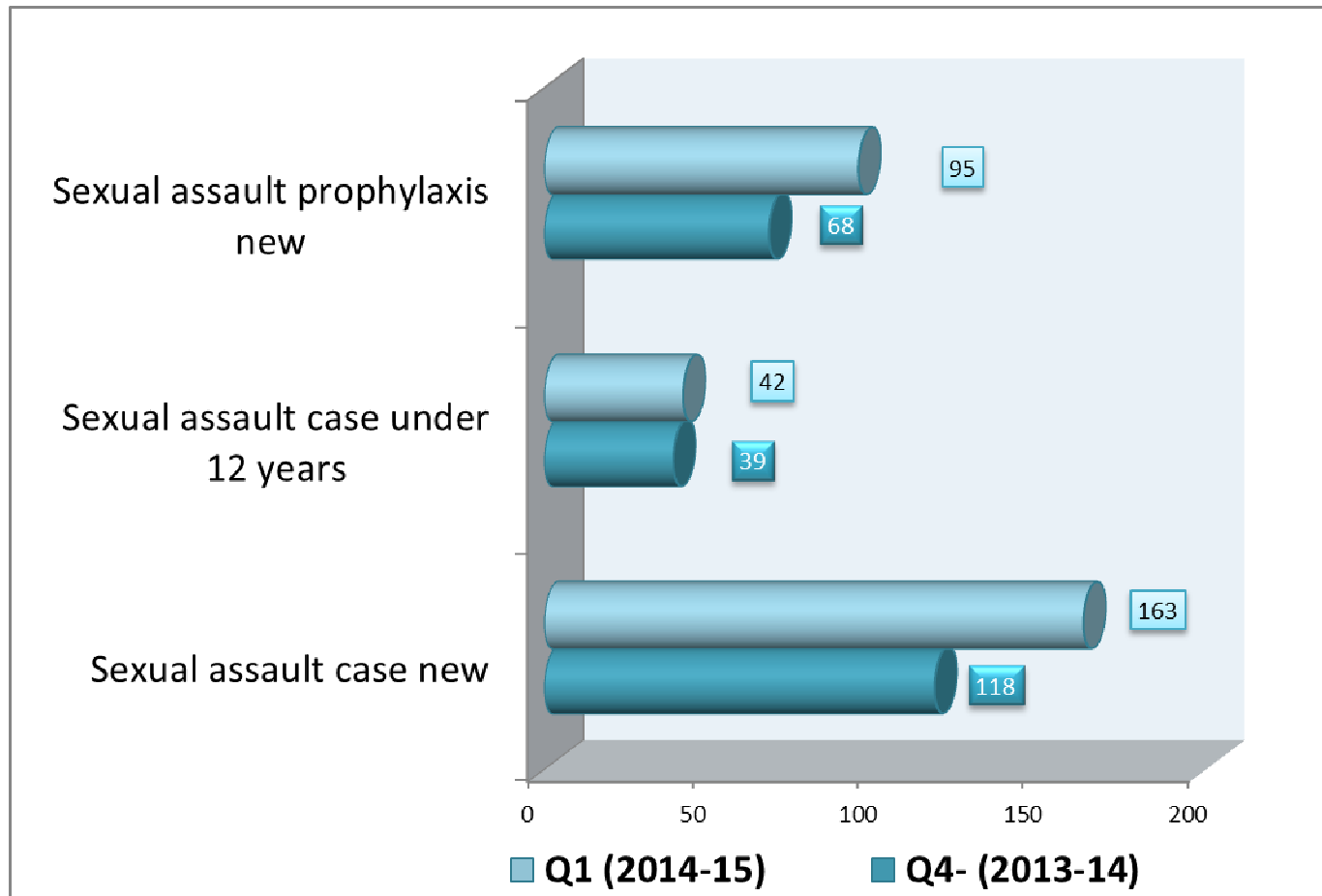
this is a quarter 3 comment, meaning that no action has been taken, is that so.....?

BEN OSINDO, 2014/07/03

Narratives on Condom Distribution

- Condom distribution is slightly below trend.
- The district has engaged in intensified strategies to step up condom distribution in collaboration with partners.
- Condom mapping exercise done at Pongola and distribution site increased.
- Two Condom depots were identified Ulundi and Vryheid to ensure uninterrupted supply of condoms

Prevention of Exposure to transmission from Occupational Exposure and Sexual Violence



Slide 13

BO16

where is the data?

BEN OSINDO, 2014/07/03

BO17

under 12 assaults rising what is being done apart from community awareness on PEP only.....?

BEN OSINDO, 2014/07/03

BO24

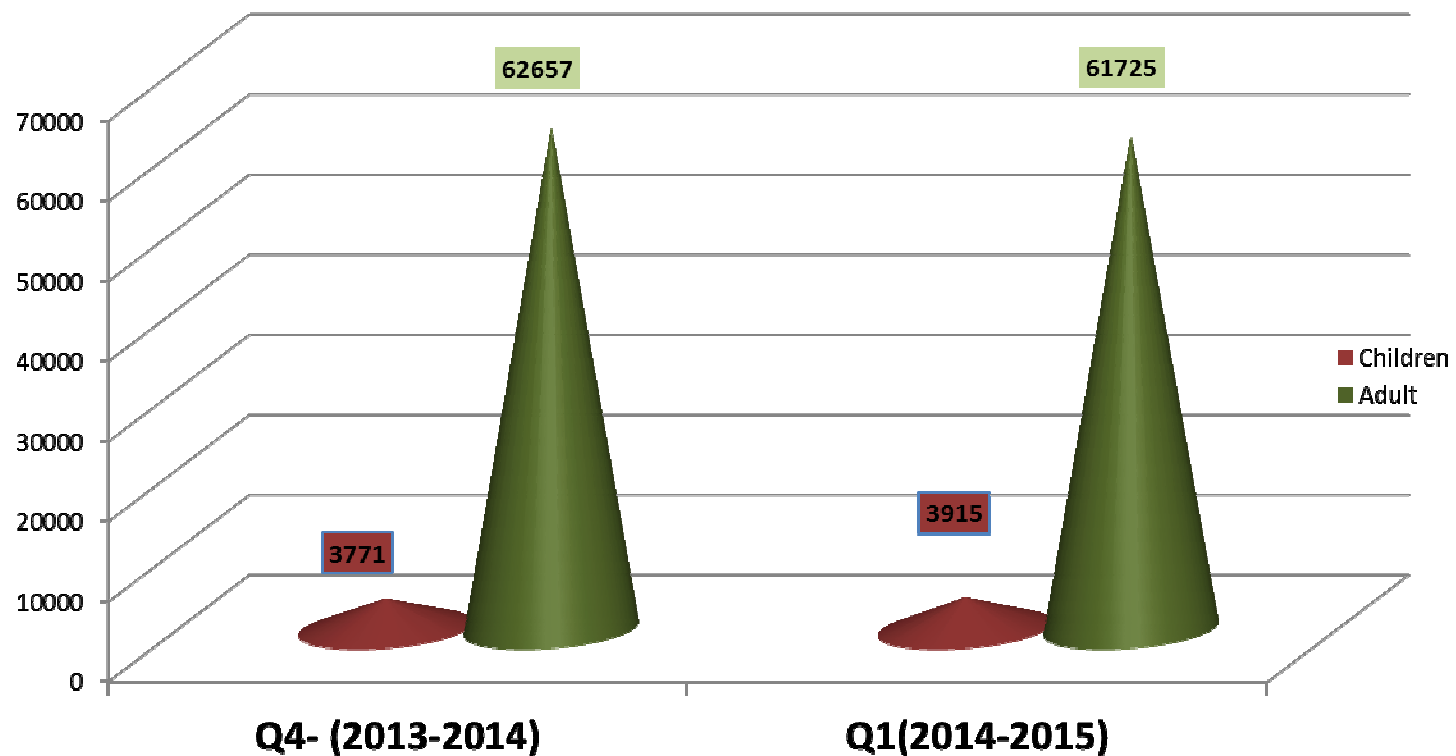
this is also a quarter 3 comment....

BEN OSINDO, 2014/07/03

Narration on PEP

- The number of sexual assault cases is still high. Community dialogues on social ills are on going in war rooms and targeted schools with high pregnancy rate.
- The increase in figures could be attributed to drugs and substance abuse.
- Collaborative activity coordinated by Operation Sukuma Sakhe ,to raise awareness are conducted by SAPS DSD and DOH through operation MBOs.

Comprehensive ART Services



Slide 15

BO18 we only need lost to follow up..delete these two

BEN OSINDO, 2014/07/03

BO19 increasing, why? what is being done about it....?

BEN OSINDO, 2014/07/03

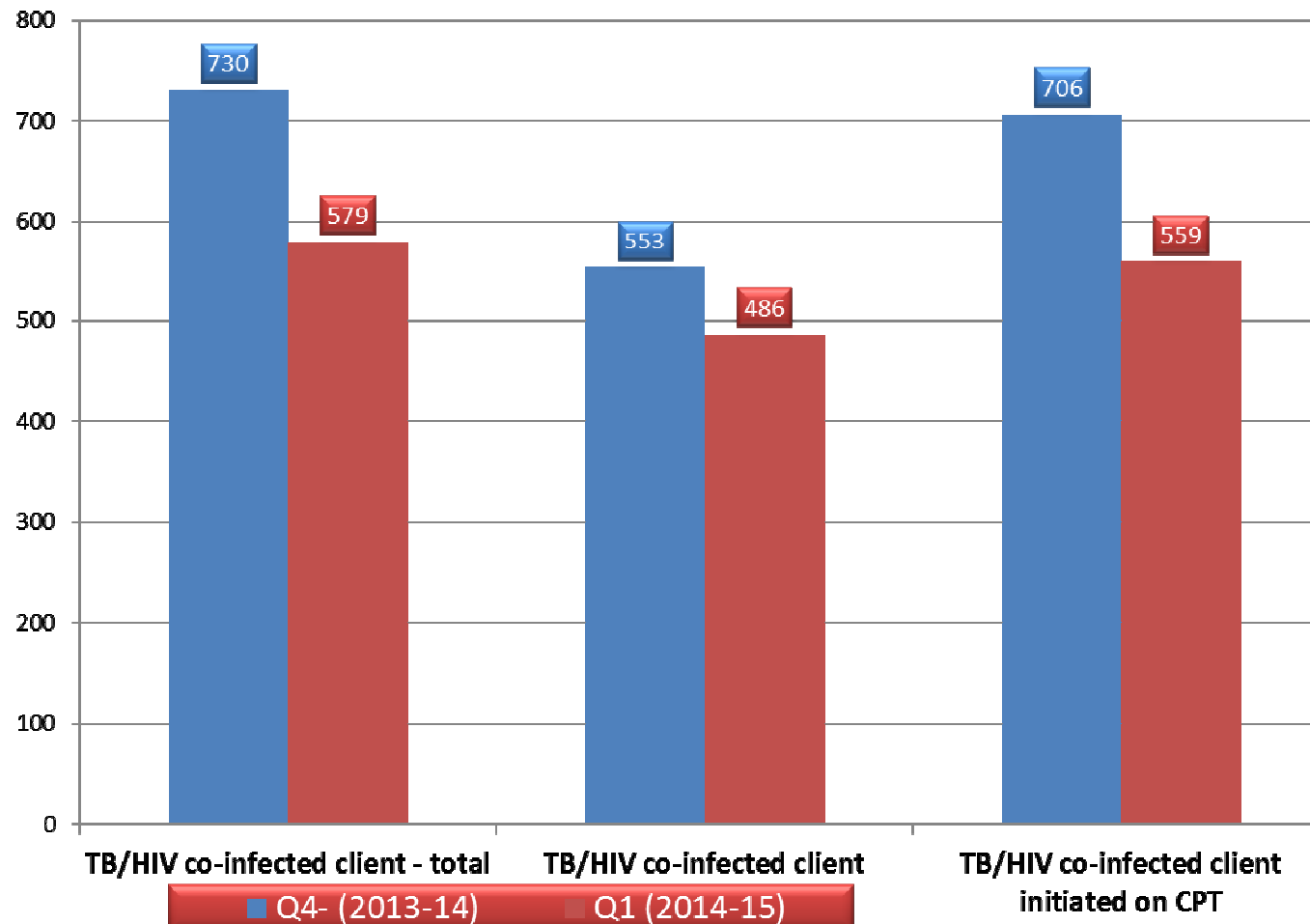
BO25 not clear, but in any case we only need figures on lost to follow up....

BEN OSINDO, 2014/07/03

Narration for ARVs

- All eligible clients have access to ART.
- The number of children on ART is low compared to positive children in the population.
- Bottlenecks to decentralization of pediatric ART to clinics has been removed.
- In-service education and refresher course done on initiation of pediatric ART.
- Plans are in place to increase medical coverage to clinics to support ART initiations and mentoring of professional nurses

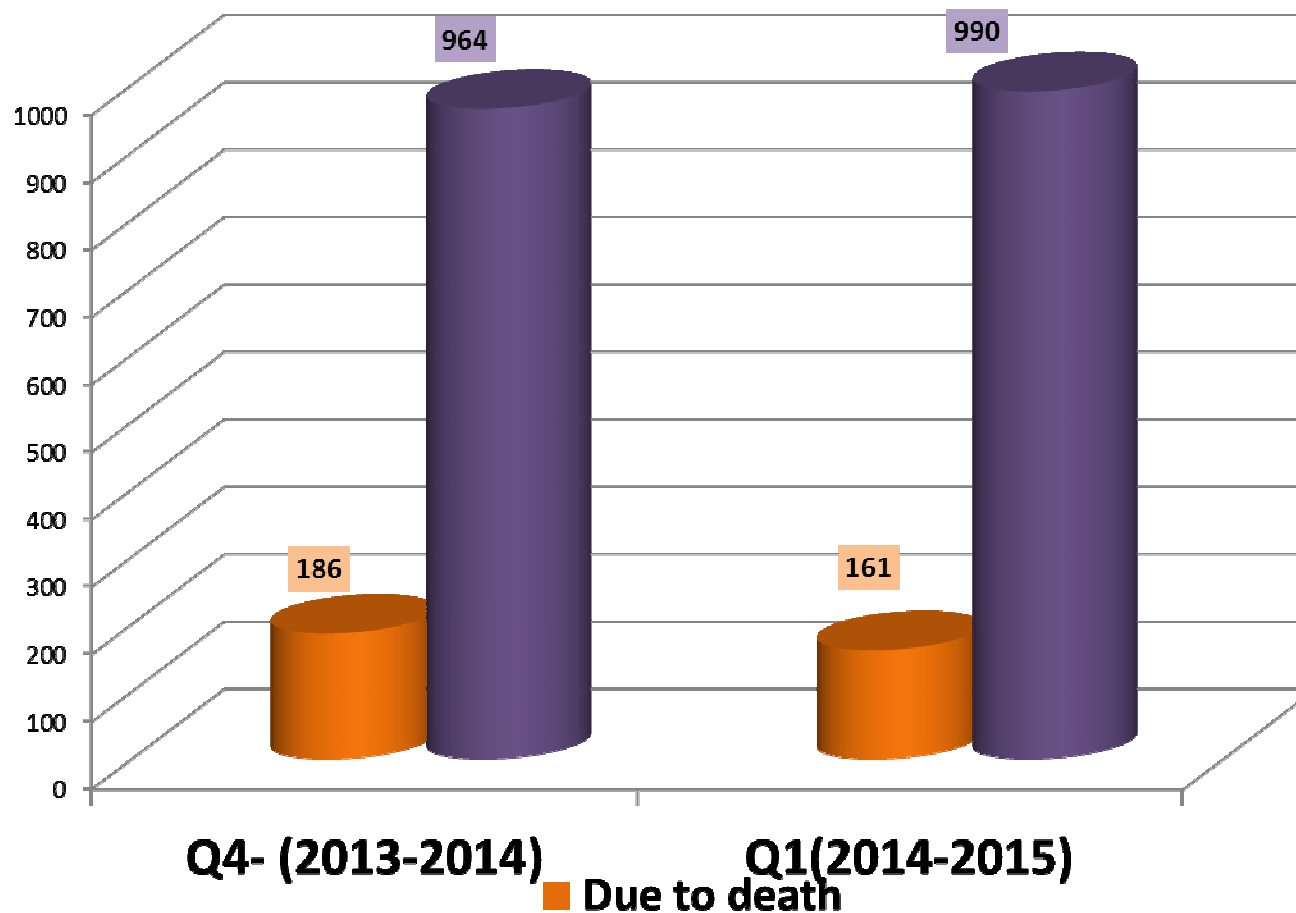
TB/HIV CO-INFECTION



TB HIV co-infection

- Decline in figures compared to the previous quarter can be attributed to improvement on isoniazid(INH) prophylaxis
- Clients are being encouraged on adherence to INH prophylaxis

ART Clients de-Registered due to Death and/ or Loss to follow



Narration on ART Patients loss to follow up.

- Most of this patient are either dead or have change location without reporting.
- The high ART case load warrants a reliable tracking system.
- Most of our facilities are not signed off with Tier .NET which is the current tracking system.
- More resources needs to be channeled to integrated HAST tracer teams.
- Cross-boarder patients from neighbor states are fueling these figures



Thank you !!